



Stony Brook **Medicine**



MART Hil-Rom Nurse Care System and Dome Lights

The Hil-Rom Nurse Care Integration System is composed of:

- ❑ NaviCare Nurse Console located at the Nurse Communication desk
- ❑ Patient Pillow Speaker on specific patient beds; other areas have the single nurse call bell
- ❑ Dome Light display on wall outside of patient rooms

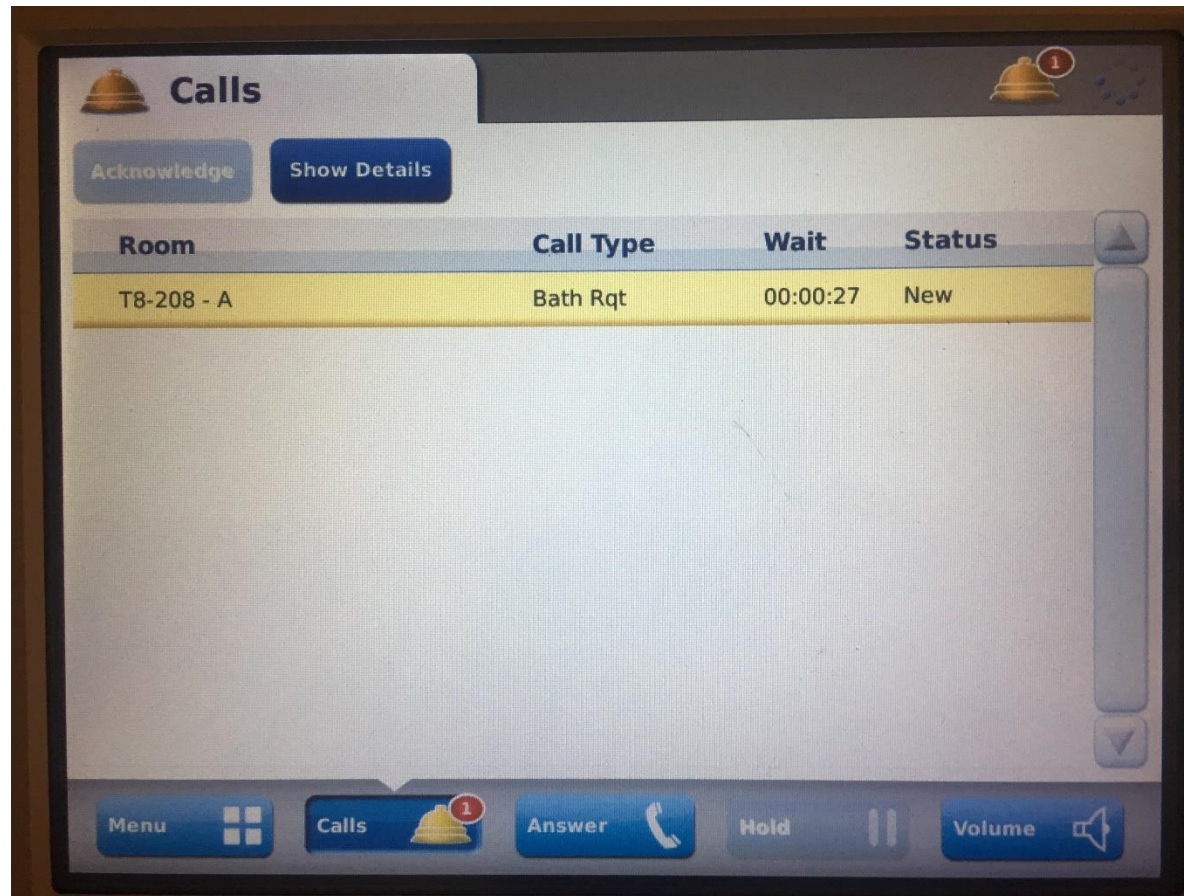


- ❑ The **Navicare Nursing Station Console** is a device that is linked to the patient Call Bell or **Pillow Speaker**. It allows the staff to view the **type** of calls for assistance being received from the patient's room
- ❑ It provides a means of **bi-directional correspondence** with the staff at the Communication station and the patient in the hospital room
- ❑ It has several screens including: Call Screen, Room Screen, and Calls Waiting Screen



The Nurse Console will ring and the screen display will indicate there is a request from a patient

- ❑ It will show the room number, call type, wait time and status
- ❑ It is recommended to use the handset when answering the call for HIPPA privacy reasons as opposed to using the speaker





- ❑ The **Hil-Rom Pillow Speaker** is a device that is connected to the bed in the patient's room. The primary function of the Pillow Speaker is to act as a Call Bell to provide the patient with a means of direct communication with the nursing staff. It may be used in some rooms on the 5th floor but primarily will be on the 6th floor in patient Infusion areas & rooms
- ❑ Other areas will have the single button Nurse Call bell with a single white light outside the room
- ❑ Both the Pillow Speaker and single Nurse Call button communicate requests to the Nurse Console at the Communication stations and the Dome lights
- ❑ The Pillow Speaker can also be used for navigating through the MyStation Patient Interactive TV system




- ❑ The **Navicare Dome Light** is a signaling device that is placed in the hallway outside of patient rooms to inform caregivers about events occurring inside of the patient's room

- ❑ Alert buttons selected from the Pillow Speaker, In-Room Wall units and Bathroom Wall units will display in those areas that have the large Dome lights. Smaller dome lights will display in other locations.

- ❑ Different colors and patterns are configured to illuminate for various events such as:
 - ✓ Regular Calls from Patients
 - ✓ Bathroom Assistance Calls
 - ✓ Pain Related Calls
 - ✓ Staff Assistance
 - ✓ Code calls


For example, a patient in their hospital bed presses the Pillow Speaker Nurse Call button because they need help going to the bathroom

- ❑ The Dome Light outside of the patient's room will display with flashing yellow & white lights & emit a tone to indicate the patient needs assistance with the bathroom




- ❑ Exam rooms, bathrooms and some other locations will have the Single Nurse Call button and the Dome light will be the smaller white light outside of the room or bay
- ❑ Treatment Rooms will have the **Wall Units** to communicate Emergency, Assistance Needed or Code Blue
- ❑ These locations will have the full Dome Light in the hallway

IN ROOM WALL UNIT



BATHROOM WALL PULL



CODE BLUE WALL PULL




Large Dome Light: colors are red, white, blue, yellow, green, & pink

Pillow Speaker: has speaker to talk & listen

- **Nurse button / Non-specific Call** → all **White / Slow Flash, Tone**
- **Bathroom Help** → **1 Yellow, 1 White / Fast Flash, Tone**
- **Pain Request** → **1 Red / 1 White / Slow Flash, Tone**
- **Speaker disconnect** → **all Pink / Fast**

In Room Wall Panel: has speaker

- **Emergency** → all **Red / Fast Flash, Slow Tone**
- **Staff Assist** → all **Green / Slow Flash, No Tone**
- **CODE BLUE** → all **Blue / Fast Flash / Fast Tone**
- **Call Placed** → button lights up, Audio Open/Call Answered → lights red












In Bathroom Call Pull: no speaker

- **Bathroom Assist** → **Single White Light / Tone**



MART Dome Light Guides will be posted around the units for quick reference

MART Dome Light Guide

SOURCE	ALERT	DOME LIGHT	DOME TONE	CONSOLE TONE
WALL PANEL	Emergency	 Red Flash	Yes	Yes
	Assist	 Green Flash	No	Yes
	Code Blue	 Blue Flash	Yes	Yes
PILLOW SPEAKER	Nurse Request	 White Flash	No	Yes
	Pain Med Request	 Red/White Flash	Yes	Yes
	Bathroom Assist	 Yellow/White Flash	Yes	Yes
	Speaker Disconnect	 Pink Flash	Yes	Yes
INSIDE BATHROOM	Single Light	 White Flash	Yes	Yes
SINGLE CALL BELL	Single Light	 White Flash	Yes	Yes

- ❑ **MyStation Interactive TV** can be accessed using the Pillow Speaker or the regular television remote
- ❑ In the MART, patients are in 'Guest Mode' so functionality is not as extensive as inpatient
- ❑ Interactive TV allows patients to watch movies, play games, set language, set theme (Peds), and view patient education videos. (Pt Ed will not be ordered/assigned as IP; Patient Portal is not available for access at this time)
- ❑ The green power button in the middle is used to power on MyStation
- ❑ A video displays the first time patient turns it on showing them how to use the functionality
- ❑ Each Pillow Speaker will be equipped with a wireless MyStation Keyboard that patients can use to navigate menu screens and play games
- ❑ The vinyl keyboard can be cleaned with SB approved Germicidal Wipes

